

QUANTORDENT IMAGING SOFTWARE

- ✓ Fast, high-definition images
- ✓ Easy image viewing and manipulation
- ✓ Free software upgrades



Easy-to-Use Imaging Software

With the QuantorDent Imaging Software image acquisition, processing, and management have never been easier. The easy-to-use software, network/TWAIN interface and free software upgrades makes it a safe investment. The QuantorDent Imaging Software is the software for Digiray FireCR Dental PSP Readers.

Easy Image Acquisition & Processing

Experience the high diagnostic value of your FireCR Dental PSP Reader. After just a few seconds of scanning, the image appears. The chronological and intuitive workflow helps you crop, enhance, increase brightness and contrast, and perform other adjustments on the images to enable a more precise diagnosis. Regions of interest can be highlighted, annotations added and images can easily be rearranged or deleted.

Intuitive Interface & Study Management

The intuitive user interface allows simple integration into your clinic's existing patient management system - providing the full range of capabilities needed to improve your productivity and workflow. The QuantorDent Imaging Software allows clinics to quickly input patient data—or access it directly from their patient management system.

Download patient and exam information from a work list, which can be automatically matched, eliminating the need for data entry. Manually input patient and exam information, if needed.

Embedded Viewer for Immediate Diagnosis

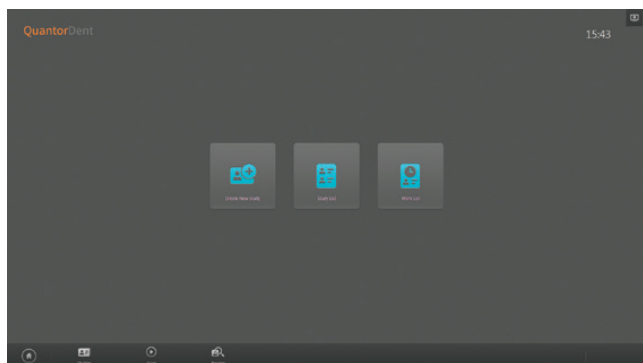
The embedded viewer is your everyday viewing tool, allowing for immediate diagnosis. The viewer contains tools such as annotations, contrast, brightness, measurements, drawings. For smaller facilities without a HIS, RIS, or PACS, a local database enables direct management of patients and studies. QuantorDent Imaging Software is available in a variety of languages.

✓ HIGHLIGHTS

- Fast, high-quality image processing designed for CR
- Streamlined intuitive workflow
- Full image manipulation functionality
- Add and customize dental templates
- Fast and easy image verification
- Simple data management
- Interfaces with existing patient management system
- Secure, high-speed local database for facilities without HIS, RIS or PACS
- Full range of image distribution & output options
- Touch-screen user interface
- Automation using DICOM work list server
- Support various screen resolutions for notebook or tablet PCs

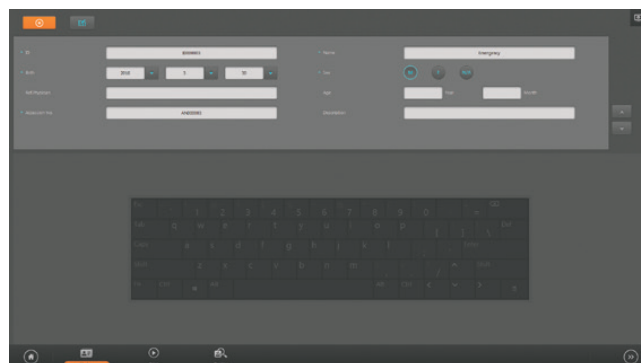
User-Friendly Workflow

The intuitive QuantorDent Imaging Software offers the features and functionalities needed by busy dental clinics using Digiray FireCR Dental PSP Readers. The user-friendly workflow guides users through the diagnostic process.



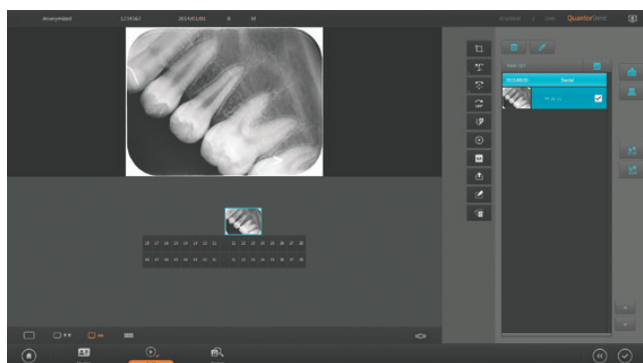
Main Menu

The clear overview lets you quickly select between creating a new study, accessing existing studies or worklists.



Create New Study

Fill in patient data or use the emergency auto-fill. Touch-screen keyboard can be enabled.



Scan

After just a few seconds, the image appears. Edit images and arrange them in various dental templates.



Review Menu and Multi Image View

Review images using e.g. measurement tools and annotations. Compare images side-by-side.

QuantorDent

- Dental Templates
- Embedded Viewer
- Window-Width/-Level Adjustments
- Multi Frequency Image Processing
- Cropping and Marking
- User Defined LUT
- DICOM Send
- DICOM Print
- CD/DVD Burning

Embedded Viewer

- Conventional Image Manipulation
- Zoom, Pan, Rotate, Flip and Invert
- Compare Studies
- Distance and Angle Measurements
- Change Study and Image Layout
- Save Annotations and Measurements
- Export Image File Format: DICOM, TIFF, BMP, JPEG
- Print on DICOM and Regular Printers
- Export to Cloud Based Services

Network Options

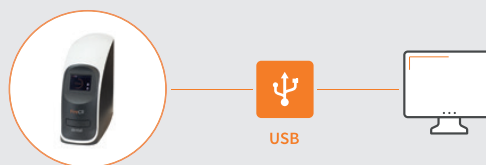
You can use the FireCR Dental in several different setups, depending on your clinic's size, volume and budget. A basic setup can be scaled up as the clinic grows.

The setups are enabled by different modes of operation, e.g. the Quantor Software or via a 3rd party software by TWAIN*.

A USB Connection

Connecting the FireCR Dental to a PC by USB is the basic method of use.

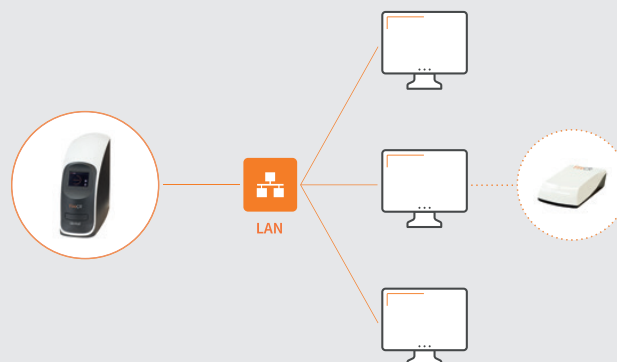
- Reader is always connected to PC
- Images go directly to the connected workstation



B Multiple PCs : 1 Reader (n:1)

Whenever 1 FireCR Dental is available on the network, it can be controlled from any 1 workstation at the time.

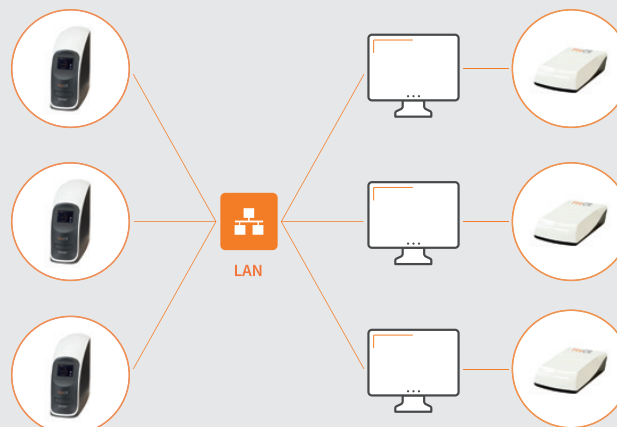
- Manually connect and disconnect the reader
- Optional FireID: Tag IPs using the FireID for a smoother workflow and increased patient data security



C Multiple PCs : Multiple Readers (n:n)

Several FireCR Dentals can be used simultaneously by any number of PCs on the network, using a FireID.

- FireID is mandatory
- Image is automatically delivered to the PC on which the IP was tagged



*Our TWAIN driver acquires the images and delivers them to the 3rd party software. Any subsequent application, manipulation or sharing of the images will be limited to the capabilities of the 3rd party software.

Quantor Database Options

Use your own standalone database or save your studies to a shared database with QuantorServer and view them with QuantorDent Lite.

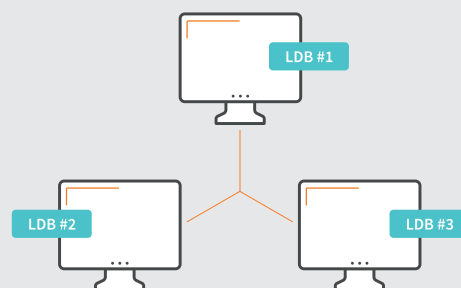
The QuantorDent Lite software is installed on any PC wanting to access the QuantorServer shared database on the network. A license dongle is not required.

Once you run QuantorDent Lite it will automatically search the network for an available QuantorServer and set itself up.

A Standalone Database

The local database can only be accessed from the PC on which the database is stored. QuantorDent must be installed on each PC.

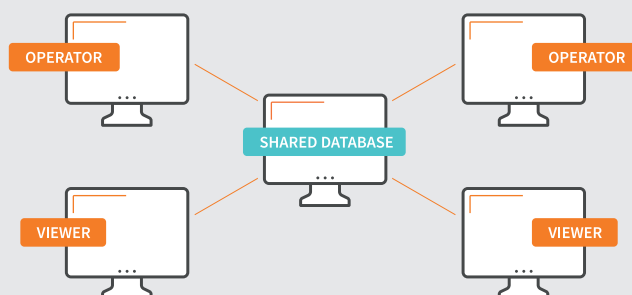
- No access to databases or sharing of images across networks
- Each database is separately stored locally on PC
- *LDB = Local Database



B Shared Database

Save your studies to a shared database with QuantorServer and view them with QuantorDent Lite. Allows you to share studies between all workstations on a network.

- All PCs can access the same database
- Operating PCs run QuantorDent
- Viewing-only PCs run QuantorDent Lite



FireCR, FireCR⁺, FireCR Flash, FireCR Spark, FireCR Dental, FireID, Quantor, QuantorMed, QuantorMed⁺, QuantorVet, QuantorVet⁺, QuantorDent, QuantorDentVet, QuantorDB & QuantorShare are trademarks of Digiray Corp.

We reserve the right to modify specifications without prior notice. © 2019 Copyright Digiray.

Digiray Corp.

#825, Unitech Venture Town, 142, Ilsan-ro,

Ilsandong-gu, Goyang-si, Gyeonggi-do,

10442 Republic of Korea

Tel: +82-31-932-8401

Fax: +82-31-927-9988

www.digiray.co.kr

sales1@digiray.co.kr